

Update Guides

In this section of the documentation you will get all important information if you want to make a minor update.

The Release News provides you with an overview of the innovations in the individual versions of Shopware.

Updating Shopware

Only perform an update if you have gained appropriate experience, or contact your partner agency for support or update Shopware.

Create a test environment

We recommend that you create a test environment so that you can test a Shopware update in your environment in advance. You can find out exactly how to set this up [here](#).

Secure your update

If you have not created a test environment, always create a backup so that you can easily resume operation in the event of problems! We also recommend that you always create a backup before updating the live system, even if this was previously checked in the test system.

Note that Shopware itself does not create backups. You should set these up separately on your server. If you have hosted your server with a hosting partner, they will usually take care of creating the backups. In case of doubt, you should contact the hosting partner.

Please note that the System requirements have changed, the system requirements for 6.5.0.0 can be found [here](#).

Extension compatibility - IMPORTANT

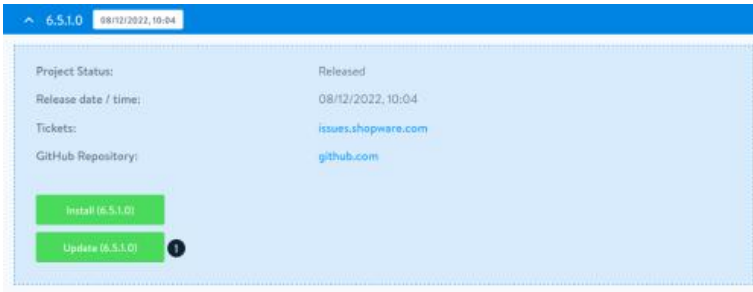
Before updating, take care that all of your installed extensions are up-to-date and compatible with the new Shopware version, otherwise your shop may have problems at updating and you have to recover it from your backup. Whether or not your extensions are compatible can be checked in our [Store](#), in the Auto-Updater in the admin or in your [Shopware Account](#) at *Licenses*.

Update by Browser

Shopware Installer

With the Shopware Installer you can install and update Shopware in a few steps. The same PHP file is needed for both. If the file is saved in an empty public directory and called, the installation process is started.

For an already existing Shopware installation, the update process will be started.



Step 1: Download the PHP file from the download area **(1)**.

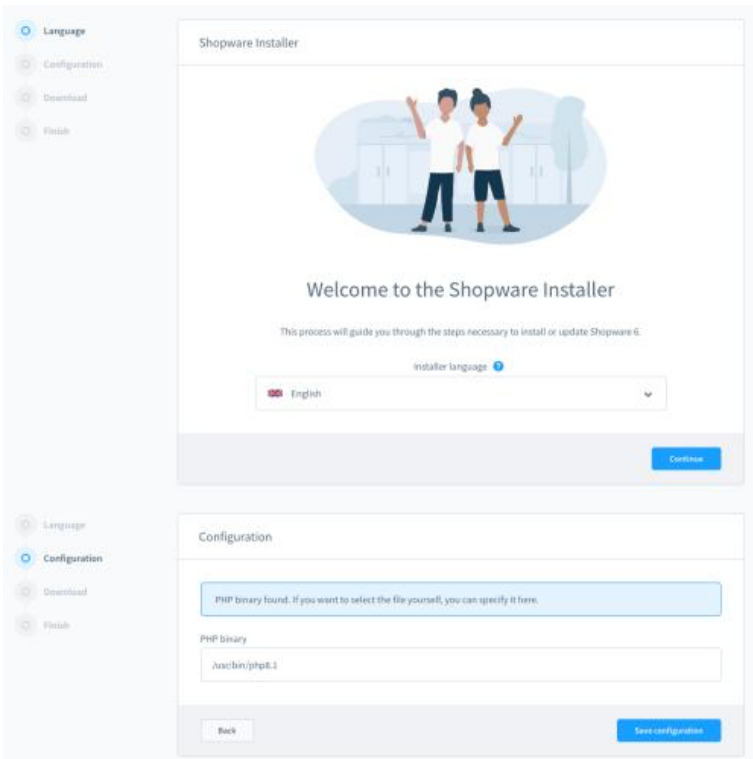
Step 2: Then move the file to the public folder of your Shopware installation.

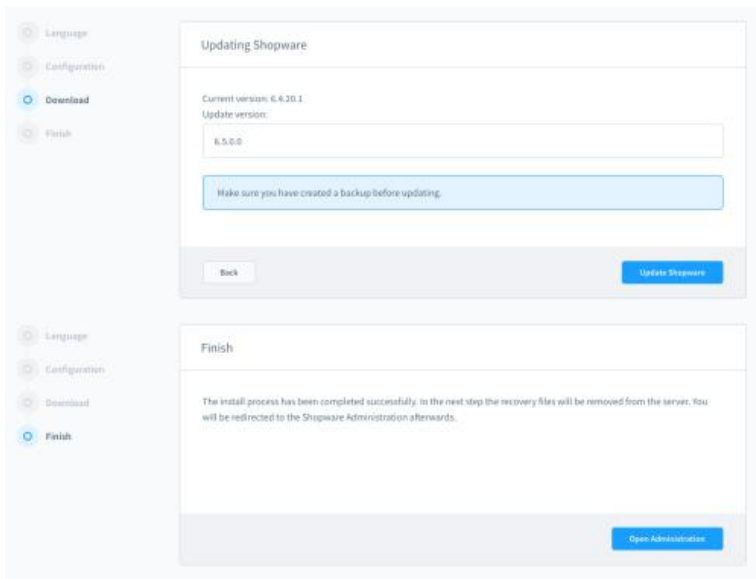
In some FTP tools, such as Filezilla, it may be necessary to select the correct transfer type before uploading the file, otherwise the file may be corrupted. In the Filezilla example, select Transfer -> Transfer Type -> Binary

Step 3: Then open the file in your web browser:

`www.my-url.com/shopware-installer.phar.php`

The update will now start.





The update is done and you can access the administration.

Update per administration

Of course, you can also carry out an update directly via the administration. You will find the option under **Settings > System > Shopware Update**. In the window you will see your current version.

Step 1: Check system requirements

Shopware update (6.5.0.0) Start update

- NEXT-26120 - Disable CSS auto refactor
- NEXT-26206 - Remove creating order version initially
- NEXT-26207 - Fix import/export entity linking
- NEXT-26208 - Impossible to save draft with a Solstice block
- NEXT-26209 - Reduce admin package size
- NEXT-26209 - Use configured twilio cache file for twilio cache
- NEXT-26201 - Fix entity mapping service
- NEXT-26211 - Frontend cart access
- NEXT-26205 - Document can not be send
- NEXT-26240 - Improve twilio security extension
- NEXT-26244 - Fix JWT key generation
- NEXT-26272 - Allow assign values to include bootstrap 5 data attributes
- NEXT-26255 - Refresh plugins in management service

[More information](#)

System requirements ?

Requirement	Status
The following directories and files are writable: /home/ibex/114/ue4202	● Ready
Minimum PHP version: 8.1.0. Currently installed PHP version: 8.2.13.	● Ready
Minimum MySQL version: 8.0. Currently installed MySQL version: 8.0.38-0ubuntu22.04.1.	● Ready
Your current Shopware version is out of date. You may want to consider updating to the latest version.	● Ready

Extension compatibility ?

Extension	Compatibility	
SwagCompatiblePlugin	● Already compatible	--
SwagOrtformDemoData	● With new Shopware version	--
SwagExtensionStore	● With new Shopware version	--
SwagFluxBuilder	● Not compatible	--

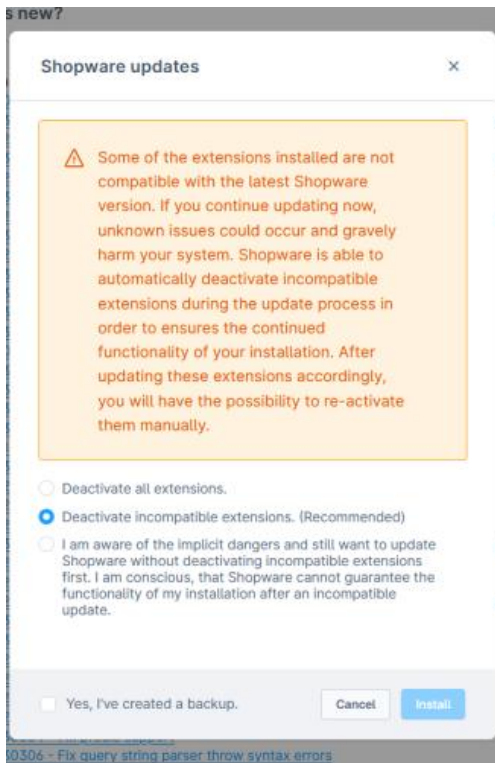
(1) Before you start the update, the system requirements are checked again. If something is not in the green zone, you should definitely check your system for the required system requirements beforehand and adjust them if necessary.

(2) Under Extension compatibility, you can find out whether your activated extensions will be available in the next version. One of the following three status messages will be displayed in your system after each extension during the update:

- **Already compatible** - Means that the installed version of the extension is already compatible with the new Shopware version.
- **With the new Shopware version** - Means that you have the option to update the extension to a compatible version after updating the store.
- **Not compatible** - Means that there is no successor version for this extension, and it will be incompatible with the new Shopware version.

Step 2: Deactivate extensions

The last step before installing the update requires you to check your extensions. Here, you should deactivate all incompatible extensions. Then you can install the update.



A Confirmation that you have created a backup is always necessary. Check **Yes, I have created a backup** if you have access to a current backup.

Install will then become active and you can start the update.

The form above will be displayed if Shopware detects incompatible or unverifiable extensions in your installation.

- **Deactivate all extensions** tries to deactivate all active extensions, regardless of whether they are compatible or not.
- **Deactivate incompatible extensions** causes the Shopware Updater to deactivate all extensions before the actual update that were previously displayed as incompatible.
- **I am aware of the potential dangers, ...** you hereby confirm that you wish to update without Shopware, deactivating any extension. If you choose this option, there is a risk that the update will be interrupted or that the shop can no longer be accessed after a successful update.

As a rule, it is sufficient to start the update with the recommended setting.

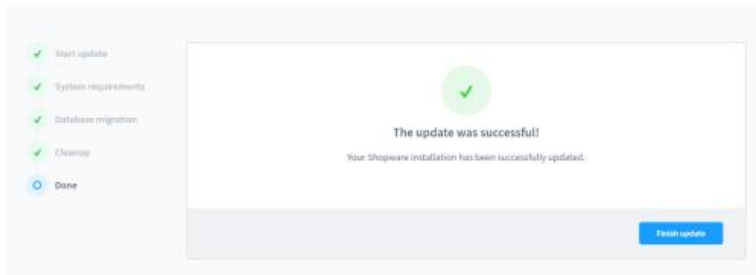
What options do I have if the automatic updater cannot deactivate all extensions?

If the update does not start, this can have various reasons. Therefore, the following points represent possible solutions that have already been successfully applied on several occasions.

1. Since by default only the incompatible extensions are deactivated, select Deactivate all extensions and then start the update again.
2. if you get the message that the automatic updater could not deactivate the extensions, try to deactivate the extensions manually under Extensions > My Extensions.
3. deactivating the extensions is also possible via the database. You can find detailed instructions [here](#).
4. With a major update, for example from 6.4 to 6.5, it is necessary to deactivate all extensions. You can also use the instructions under 3. for this. With the SQL command for deactivation of the extensions, you then omit the WHERE part.

If you have used one of point 2.-4., do not select any of the options for deactivating the extensions in the form during the update.

Step 3: Install the update



If you have followed all the steps and installed the update, you will see the green ticks on the left side. Then you can complete the update successfully.

Update with Composer

This already applies from Shopware 6.3.0

Navigate in your shopware root directory. There, you can run the following command:

```
bin/console system:update:prepare
```

Open `composer.json` and replace `shopware/core...` with your wanted Shopware version like 6.4.18.0
Then you can start your update with the following command:

```
composer update
```

The versions of *shopware/administration*, *-storefront*, *elasticsearch* etc. must also be adapted for the desired Shopware version.

Run migrations with:

```
bin/console system:update:finish
```

To force-update all config files, run this command:

```
composer recipes:update
```

Avoid known issues

APP_ENV=dev web_profiler missing extension error:

Prior to Shopware 6.4.17.0, you have to install the Profiler bundle to get `APP_ENV=dev` working with:

```
composer require --dev profiler
```

framework:demo-data is missing faker classes:

Prior to Shopware 6.4.17.0, you have to install some packages to get `framework:demo-data` command working:

```
composer require --dev mbezhanov/faker-provider-collection maltyxx/images-generator
```

Release News

Release News September 2024 (Version 6.6.6.0)

New KPIs and improvements for Shopware Analytics, Sales Agents (B2B), enhancements in digital accessibility, and much more!

Discover all the details in the respective sections.

Learn more in our blog at [Shopware 6 Release News September 2024](#).

Release News August 2024 (Version 6.6.5.0)

New features for Shopware Analytics, Digital Sales Rooms, and much more – discover the Shopware updates in August. Find all the details in the respective sections.

Read more in our blog under [Shopware 6 Release News August 2024](#).

Release News June 2024 (Version 6.6.3.0)

From Shopware Analytics and new features for the B2B Components to the AI Copilot and exciting Spatial Commerce innovations – the June release has it all. Learn more about all the new features in the respective sections.

Read more in our blog under [Shopware 6 Release News June 2024](#).

Release News April 2024 (Version 6.6.1.0)

The major release wasn't long ago – and now the next minor is ready to go: **Shopware 6.6.1.0** is here! Find out in this post which new features are available to discover. These include updates for Digital Sales Rooms and the B2B Components.

Read more in our blog under [Shopware 6 Release News April 2024](#).

Release News March 2024 (Version 6.6.0.0)

Today is a big day for all Shopware users: We are introducing **Shopware 6.6**, our latest **major version**. With the release of **Shopware 6.6**, we are opening a new chapter: An update that offers users the opportunity to benefit from an even more powerful system that is not only up-to-date with the latest technology but also paves the way for many more innovative features that will excite you and your customers and push the boundaries of ecommerce.

Read more in our blog under [Major Release Shopware 6.6](#).

Release News January 2024 (Version 6.5.8.x)

As January draws to a close, let's take a look back at the latest releases. Look forward to advanced AR and 3D functionalities, performance improvements, an AI-driven image search for your online storefront, and refined B2B functionalities.

Read more in our blog under [Shopware 6 Release News January 2024](#).

Release News November 2023 (Version 6.5.7.0)

As November draws to a close, let's take a look back at the latest releases. Look forward to a new feature for the Shopware AI Copilot, the Advanced Search 2.0, and the opportunity to help us improve our product.

Read more in our blog under [Shopware 6 Release News November 2023](#).

Release News October 2023 (Version 6.5.6.0)

Explore new features and improvements with Shopware 6.5.6.0. For example, additional options for the subscription function or improvements and new functions in the B2B area.

Read more in our blog under [Shopware 6 Release News October 2023](#).

Release News September 2023 (Version 6.5.5.0)

Explore new features and improvements with Shopware 6.5.5.0. For example, better subscription capabilities or the Health-Check-API to monitor your online store availability.

Read more in our blog under [Shopware 6 Release News September 2023](#).

Release News August 2023 (Version 6.5.4.0)

Explore new features and improvements with Shopware 6.5.4.0, for example, a subscriptions feature and quick order capabilities for the fresh B2B Components.

Read more in our blog under [Shopware 6 Release News August 2023](#).

Release News July 2023 (Version 6.5.3.0)

Get an overview about the latest features released in July. Learn more about new uses of the Flow Builder, the revised multi-inventory, and much more.

Read more in our blog under [Shopware 6 Release News July 2023](#).

Release News June 2023 (Version 6.5.2.0)

Shopware 6.5.2.0 is here and brings several new features to the Community Edition and all commercial plans. In addition, you will find an overview of the most important product updates from SCD 2023 in the current blog post.

Read more in our blog under [Shopware 6 Release News June 2023](#).

Release News May 2023 (Version 6.5.1.0)

Shopware 6.5.1.0 is here! In the second release of version 6.5 there are numerous new features. For example, there are new rules that you can use in the Rule Builder or the AI Copilot, which enables the use of artificial intelligence in Shopware.

In our blog you can find the latest [release news Shopware May 2023](#).

Release News May 2023 (Version 6.5.0.0)

Shopware 6.5 has arrived and, like every major release, comes along with many improvements. Learn everything about technical upgrades, new features and everything that merchants and developers need to know.

In our blog you can find the latest [release news Shopware 6 May 2023](#).

Release News Shopware 6.4.20.0 & Shopware 6.5 Release Candidate

In addition to the release of Shopware 6.4.20.0, the release candidate of Shopware 6.5 invites testing. Download the pre-release and leave us your feedback to improve the product!

In our blog you can find the latest [release news Shopware 6.5 release candidate](#).

Release News February 2023 (Version 6.4.19.0)

Shopware 6.4.19.0 has arrived! Get ready for some must-have features that will help you sell digital products and customize your content based on the device being used.

In our blog you can find the latest [release news Shopware 6 February 2022](#).

Release News December 2022 (Version 6.4.18.0)

It's time for the final minor release of this year: **Shopware 6.4.18.0**. It includes numerous optimizations and also the feature "customer-specific pricing" for users of Shopware Beyond.

In our blog you can find the latest [release news Shopware 6 December 2022](#).

Release News November 2022 (Version 6.4.17.0)

Shopware 6.4.17.0 is here! The **November release** includes revised error notifications, CMS elements for the app system, and a small performance improvement.

In our blog you can find the latest [release news Shopware 6 November 2022](#).

Release News October 2022 (Version 6.4.16.0)

October not only ushers in autumn, but also a new release: Shopware 6.4.16.0 is here! Discover custom default layouts for category pages and new possibilities in the B2B Suite.

In our blog you can find the latest [release news Shopware 6 October 2022](#).

Release News September 2022 (Version 6.4.15.0)

Our September release is here! Shopware 6.4.15.0 includes an improved way of visualizing product variants, more settings for image sliders, a new premium theme, and much more. We've taken your feedback seriously: our new features were inspired by more than 450 votes from the [issue tracker](#).

In our blog you can find the latest [release news Shopware 6 September 2022](#).

Release News August 2022 (Version 6.4.14.0)

Shopware 6.4.14.0 is here! The August release includes an extension of the bulk edit feature, dynamic linking for images, and much more. For commercial editions, there is also a new function that makes your sales via social shopping easier to monitor.

In our blog you can find the latest [release news Shopware 6 August 2022](#).

Release News July 2022 (Version 6.4.13.0)

Shopware 6.4.13. is here! In this summer release, you can expect some small improvements. You can also take a look at the upcoming new version of the B2B Suite.

In our blog you can find the latest [release news Shopware 6 July 2022](#).

Release News June 2022 (Version 6.4.12.0)

Shopware version 6.4.12.0 has been released. A new tag manager, additional conditions for dynamic product groups, an advanced search, and many other improvements that make your everyday work in the administration easier await you.

In our blog you can find the latest [release news Shopware 6 June 2022](#).

Release News May 2022 (Version 6.4.11.0)

With this release, you can expect performance optimizations, an update of the bulk edit feature, news about the Rule Builder, and many other changes.

In our blog you can find the latest [release news Shopware 6 May 2022](#).

Release News April 2022 (Version 6.4.10.0)

The last release was just a fortnight ago, and Shopware 6.4.10 is already following. The April release contains many improvements for daily tasks in the admin, for example in relation to links and the image search. In addition, innovations in favour of legal requirements take up a lot of space.

In our blog you can find the latest [release news Shopware 6 April 2022](#).

Release News March 2022 (Version 6.4.9.0)

The March release is now out with Shopware 6.4.9.0. It includes, among other things, news related to the Rule Builder, dynamic product groups and the Flow Builder, as well as the option to upload private apps. In addition, there is a new Premium Theme for Professional and Enterprise editions – furthermore: users of the B2B Suite can look forward to the revision of this.

In our blog you can find the latest [release news Shopware 6 March 2022](#).

Release News February 2022 (Version 6.4.8.0)

The first release of the new year is upon us and brings with it improvements to the user experience in Shopware admin in particular. This also means simplified processes, less effort and more time for the really important tasks. Read for yourself to find out how your daily tasks are made easier with the Shopware release 6.4.8.0!

In our blog you can find the latest [release news Shopware 6 February 2022](#).

Release News Dezember 2021 (Version 6.4.7.0)

When do dreams come true if not at Christmas? Fittingly, our December release includes many features which the Shopware community wanted. For example, Shopware 6.4.7.0 contains an import-export feature for advanced prices, improved presentation of versions that are not available, and a new theme.

In our blog you can find the latest [release news Shopware 6 December 2021](#).

Release News November 2021 (Version 6.4.6.0)

The new release is here – and with it, the Flow Builder! As well as this feature full of new options for workflows, triggers and events, you can expect minor improvements to the Rule Builder and dynamic product groups.

In our blog you can find the latest [release news Shopware 6 November 2021](#).

Shopware 6.5 Release Candidate

Shopware 6.5 RC is a **Release Candidate!** This means that this version is **not** intended for live operation. Use only the regular major version for this purpose.

System requirements

The basic system requirements for Shopware 6 can be found [here](#).

Changes

The following versions are required for version 6.5 RC:

- PHP 8.1 or higher
- node-js version 18 or higher
- Git

Technical features

Performance optimization through lazy loading

The performance in the administration has been improved enormously in many areas. Measured against the new benchmark values, Shopware 6.5 performance has been optimized in the following areas compared to 6.4.

Module	Performance increase
Dashboard	+ 227,03%
Product detail page	+ 234,38%
Settings	+ 232,43%
File size: CSS	+ 633,83%
File size: JS	+ 322,16%

You can find the exact benchmark data per area in this [Excel file](#).

Queue System

The new queue system is now completely based on the standards of the Symfony Messenger. This allows changes to the queue memory/system from now on. Furthermore, multiple channels can be used to optimize the resources of the queue worker.

The old queue system can still be used, so compatibility with external extensions is still guaranteed. More information about Symfony Messenger and the Queue can be found [here](#) in our Dev-Docs.

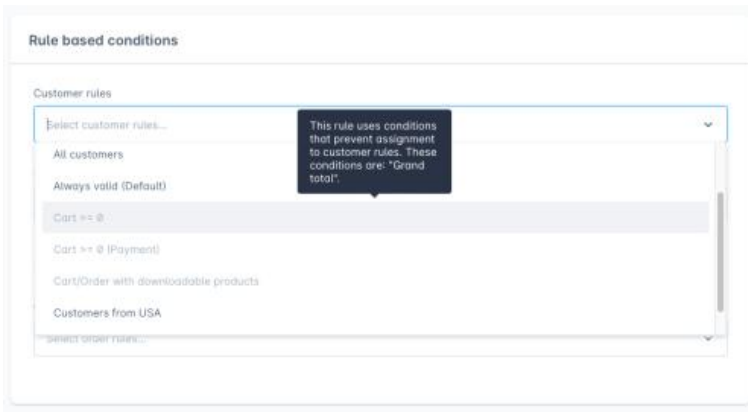
Features

New font in the administration

For better readability the font has been changed to Inter.

Improved rule management

Certain rule constellations within the [Rule builder](#) are not useful for all areas and therefore not applicable. When you configure a rule now, all conditions are always displayed. The conditions that are not applicable are now grayed out and marked.



New customer rules

More customer rules have been implemented as conditions. You can use them for example in the [Rule Builder](#) or in the [Flow Builder](#).

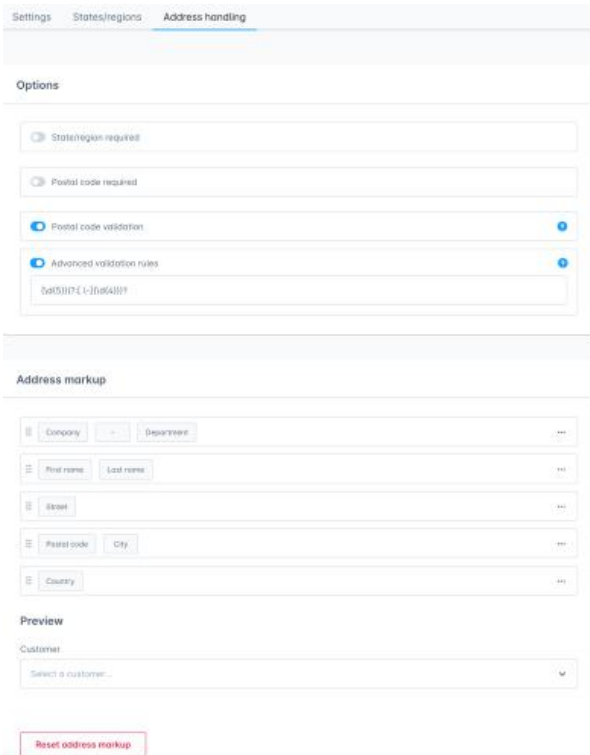
The following conditions can be used: **Affiliate code**, **Billing address: State**, **Campaign code**, **Customer age**, **Customer created by admin**, **Customer is active**, **Days since last login** and **Shipping address: State**.

Shipping to disabled countries

If a country is disabled for shipping, this notice is already displayed in the registration when selecting the country.

New address management

In the settings for [countries](#) you will find a new section to define the validation for the postal code.

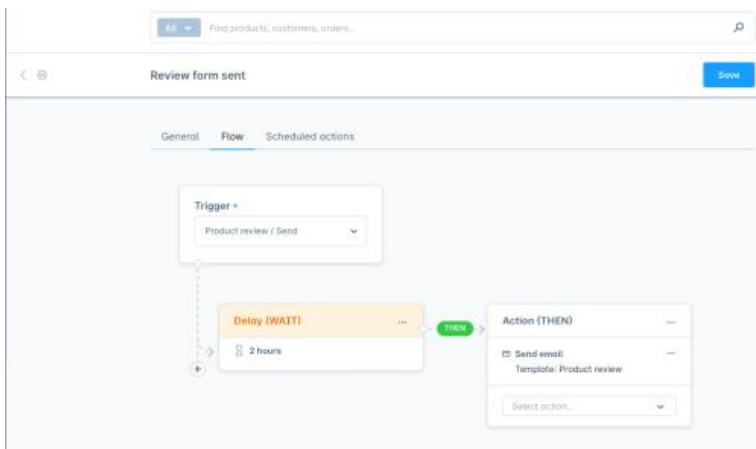


You can choose between a standard validation and an advanced validation where you can enter your own regular expression. Additionally there is a section to define the address format. You can add additional fields and separators and drag and drop them. The layout is used in the storefront, administration and documents when address information is displayed.

Flow Builder - Delayed flow actions

This feature is part of the [Beyond Plan](#). [Here](#) you get directly to the documentation of the new feature.

This feature allows you to trigger one or more actions after a certain period of time. Create flows from the [Flow Builder](#) with a time delay. For example, you can send automated mails two hours after an order.



The scheduled actions are displayed in the flow in a separate list. You can find more information [here](#).

Return management

You can now create returns and partial returns directly from an order. Just call up an order and have a look at the items section. You can find more information about this under [Return management](#).

Quantity	Product Name	Price	VAT	Total	Actions
1 x	product 01	€100.00	19 %	€119.00	...
3 x	product 02	€100.00	19 %	€357.00	...

Subtotal	€400.00
plus shipping costs	€8.00
Total excluding VAT	€336.13
plus 19% VAT	€63.87
Total including VAT	€400.00

When you select an item, you have the option to return the item **(1)** and set the status **(2)**.

Order 10000 English Cancel Save

General Details Documents **Returns**

Return #10001 Delete

Return created on 03/02/2023, 14:17 by admin

General information Positions Status history

Return status: Open

Number of products: 1 (2 items)

Total: €200.00

plus shipping costs: €0.00

Total excluding VAT: €168.07

plus 19% VAT: €51.93

Total including VAT: €200.00

Comment:

If you have created a return, the Returns tab is automatically created within the order. There you will find all important information about the return.

Tax provider

External tax services (TSP) can be connected. In countries like the USA, different and partly complex tax systems apply, which can only be mapped practicably by using external tax services. Under **Settings > Taxes** you will find the section **Tax Providers**.

Settings > Tax (3) English Add tax

Taxes

Name	Tax rate	Default	
Standard rate	19%	✓	...
Reduced rate	7%		...
Super-reduced rate	0%		...

Tax provider

Change priority

1 TaxJar Edit details Active

USTax Edit details Active

There, the external tax providers are listed one below the other (**1**). Activate or deactivate the individual tax providers, set a priority or define a rule in the edit mode. The final tax calculation by the tax provider is always done only in the checkout of the customer.

Update Guide 6.4 to 6.5

System requirements

The basic system requirements for Shopware 6 can be found [here](#).

Changes

For 6.5 the following versions are required:

- PHP 8.1 oder höher
- node-js Version 18
- Git

Extensions

To be able to update to Shopware 6.5, it is necessary to deactivate all extensions. Note also to set the theme to default and deactivate it under extensions.

Only with the extensions deactivated is the update to 6.5 possible.

Once on 6.5, the extensions can be updated and then reactivated.

Perform update

Perform the update as described [here](#) in the administration.

Shopware 6.6

System requirements

The basic system requirements for Shopware 6 can be found [here](#).

Changes

These are requirements for version 6.6 and above:

- Node 20
- PHP 8.2
- Redis 7.0 (optional)
- Maria DB 10.11

Technical Features

Vue 3 Support

The support for **Vue 3** is established and is used within the admin.

Some third party extensions might interfere with Vue 3. The manufacturers are informed. It should be necessary to install an update of effected extensions.

Webpack 5 update

Description follows.

Core Features

Faster storefront for an even better shopping experience

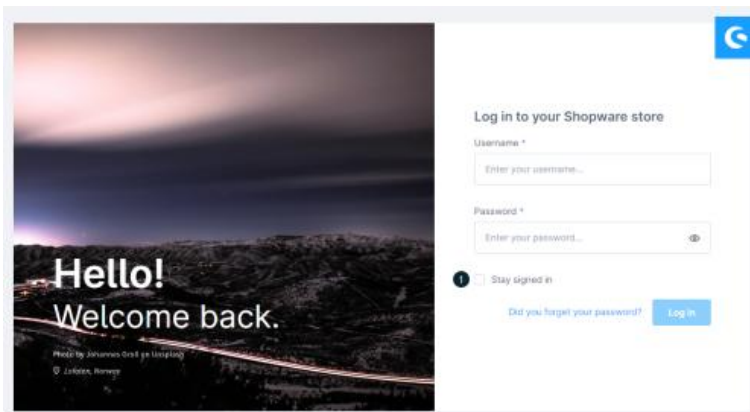
Shopware 6.6 brings improvements in loading times, which have two decisive advantages. On the one hand, store visitors experience a smoother and more pleasant shopping experience. Secondly, loading times play an important role as an official ranking factor for search engine optimization (SEO). Improved page speed can therefore lead to a higher ranking in search engine results and thus increase the visibility and reach of the online store.

The key aspects of this update include

- Faster store pages and SEO benefits
- Up to 6 x better indexing performance for multilingual stores
- Numerous technology upgrades, more security, robustness and compatibility
- Extended configurability for individual customizations
- Technical functionalities that were previously hidden behind feature flags
- Better expansion options for developers
- Paving the way for innovative features that will come with the next minor releases

Automatic Logout

The time for the automatic logout from the admin can be extended with an additional **Checkbox(1)** in the login page.



The login will be extended from several minutes up to 14 days.

New stock handling

The available stock is now recalculated when an order is placed. Before it was recalculated when the order was completed. Also, the stock handling can be deactivated within the settings.

Fixed path for media

The path for each media file is now stored in the database.

Before, the path was rendered for each load which affected the frontend performance. It caused loading errors in the latest versions of 6.5.

Multilingual ES indexes when Elastic- or OpenSearch is used

The index of products and categories will be stored according to the used languages.

Additional information for developers can be found [here](#) in our DEV documentation.

Boost in indexing for multilingual stores

In Shopware 6.6, we have taken a significant step towards optimizing search performance in multilingual online stores. By adapting the Elasticsearch mapping data to support multiple languages in a single index, store operators now experience significantly improved performance when updating and reindexing their product data.

Update Guide 6.5 to 6.6

System requirements

The basic system requirements for Shopware 6 can be found [here](#).

If your version of Shopware is a 6.4, do an update from Version 6.4 to the newest version 6.5 first, before you start the update to version 6.6.

Changes

For 6.6 the following versions are required:

- PHP 8.2
- node-js Version 20
- \geq MySQL 8 or \geq Maria DB 10.11
- Git and access to our Git repository

Extensions

To be able to update to Shopware 6.6, it is necessary to deactivate **all** extensions. Note also to set the theme to default and deactivate it under extensions.

Only with the extensions deactivated the update from 6.5 to 6.6.

Once on 6.6, the extensions can be updated and then reactivated.

Perform update

Perform the update as described [here](#) in the administration.